

Dine for a Cause


**FUNDRAISER MARKETING
SUPPORT**

CLAUDINE

KITCHEN AND BAKESHOP

LIBRARY

Here's a selection of print and digital marketing materials you can utilize to get the word out about your fundraiser day.




FULL PAGE FLYER

Select your location to download.

ENCINO

PORTER RANCH

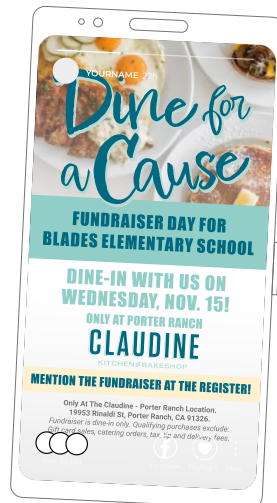


2-UP FLYER

Select your location to download.

ENCINO

PORTER RANCH



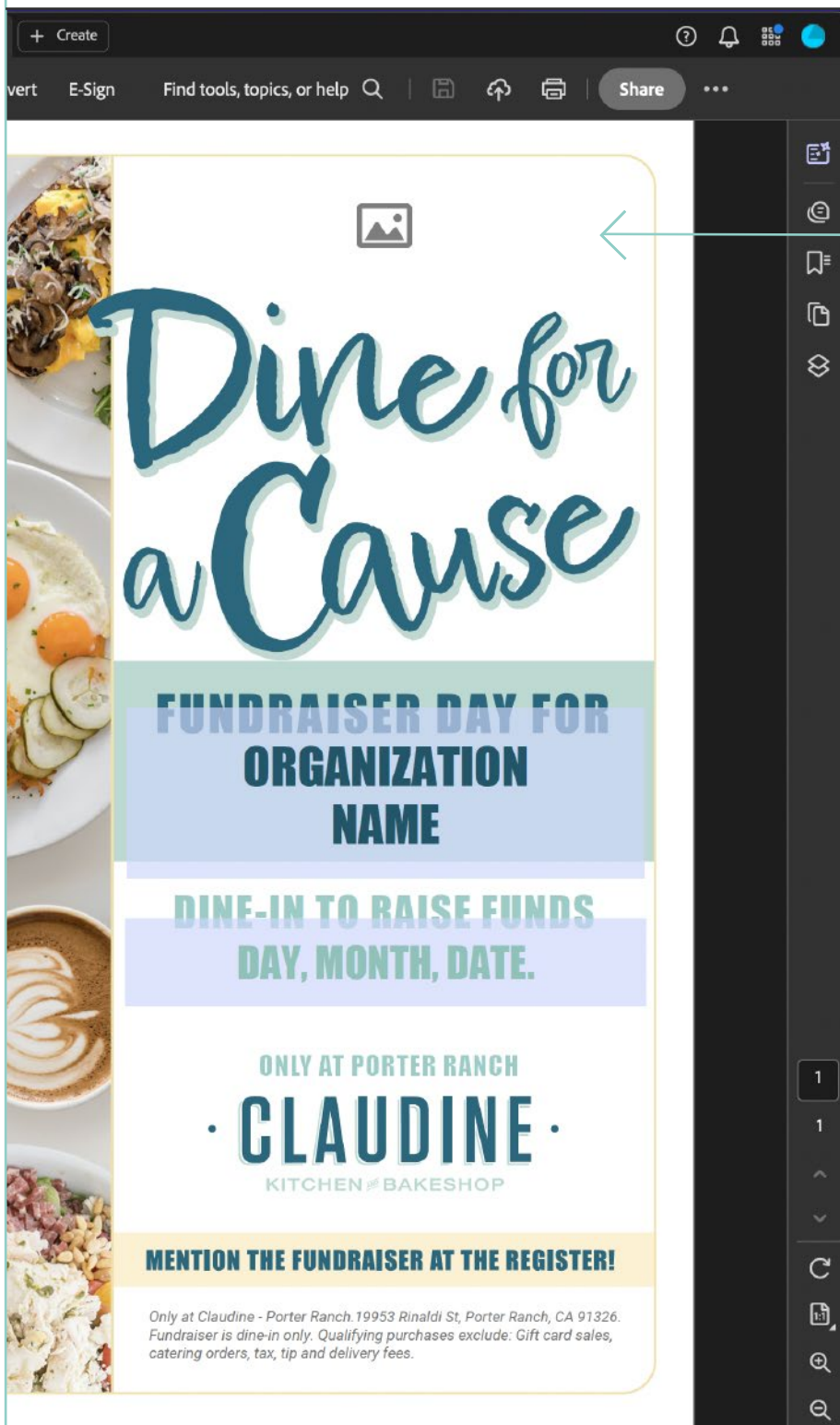
SOCIAL MEDIA STORY/POST

Select your location to download.

ENCINO

PORTER RANCH

INSTRUCTIONS



You must download and open the PDF files in order to customize the text.

STEP 1

Optional: Select to upload your organization's logo. Must be a JPG or PNG.

STEP 2

Select the blue highlighted sections to fill out your organization's name and event date in ALL CAPS.

Double check your files are for the correct Claudine location!

STEP 3

Flyers: Save your PDF. Print on 8.5" x 11" paper. Trim the 2-up flyers in half. Now you're ready to hand them out!

Social: Save your PDF. Export the PDF as an image, preferably a JPG at high quality. You're all set to post!